



















Rank	Competitor	Age	Club	RT	PTS	Result
1	 Milan Glintmeyer	17		0.64		1:00.36 Entry: 1:00.22 +0.14
	50m: 29.51 100m: 1:00.36 (30.85)					
2	 Bridie Quayle	17		0.75		1:04.38 Entry: 1:04.88 -0.50
	50m: 31.46 100m: 1:04.38 (32.92)					
3	 Pippa Mihaka	18	 Hamilton Aqua...	0.60		1:04.87 Entry: 1:06.50 -1.63
	50m: 31.59 100m: 1:04.87 (33.28)					
4	 Isabelle Hunt	17		0.65		1:06.01 Entry: 1:05.85 +0.16
	50m: 32.09 100m: 1:06.01 (33.92)					
5	 Breeze van Vek	18		0.62		1:06.43 Entry: 1:07.32 -0.89
	50m: 31.78 100m: 1:06.43 (34.65)					
6	 Zaniqua Pratt-S	18		0.93		1:08.05 Entry: 1:09.72 -1.67
	50m: 32.38 100m: 1:08.05 (35.67)					
7	 Pene Smith	18		0.72		1:08.66 Entry: 1:08.83 -0.17
	50m: 32.59 100m: 1:08.66 (36.07)					
8	 Macey Barnes	17		0.73		1:08.82 Entry: 1:08.59 +0.23
	50m: 33.25 100m: 1:08.82 (35.57)					
9	 Ashley Lander	17		0.71		1:09.70 Entry: 1:09.66 +0.04
	50m: 33.91 100m: 1:09.70 (35.79)					